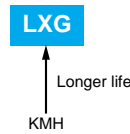


**LXG Series**

- Endurance with ripple current : 5,000 hours at 105°C
- Non solvent resistant type
- RoHS Compliant

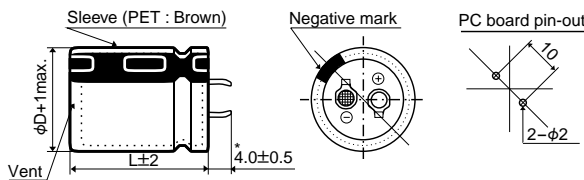


◆SPECIFICATIONS

Items	Characteristics
Category	
Temperature Range	-40 to +105°C
Rated Voltage Range	10 to 100V <sub>dc</sub> (at 20°C, 120Hz)
Capacitance Tolerance	±20% (M)
Leakage Current	I=0.02CV or 3mA, whichever is smaller. Where, I : Max. leakage current (µA), C : Nominal capacitance (µF), V : Rated voltage (V) (at 20°C after 5 minutes)
Dissipation Factor (tanδ)	Rated voltage (V <sub>dc</sub> ) 10V 16V 25V 35V 50V 63V 80 & 100V tanδ (Max.) 0.60 0.45 0.30 0.25 0.20 0.15 0.15 (at 20°C, 120Hz)
Low Temperature Characteristics (Max. Impedance Ratio)	Capacitance change : Capacitance at the lowest operating temperature shall not be less than 70% of the 20°C value. Rated voltage (V <sub>dc</sub> ) 10V 16V 25V 35V 50V 63V 80 & 100V Z(-25°C)/Z(+20°C) 4 4 3 3 2 2 2 Z(-40°C)/Z(+20°C) 15 15 10 8 6 6 5 (at 120Hz)
Endurance	The following specifications shall be satisfied when the capacitors are restored to 20°C after subjected to DC voltage with rated ripple current is applied for 5,000 hours at 105°C. Capacitance change ≤±25% of the initial value D.F. (tanδ) ≤250% of the initial specified value Leakage current ≤The initial specified value
Shelf Life	The following specifications shall be satisfied when the capacitors are restored to 20°C after exposing them for 500 hours at 105°C without voltage applied. Before the measurement, the capacitor shall be preconditioned by applying voltage according to Item 4.1 of JIS C 5101-4. Capacitance change ≤±20% of the initial value D.F. (tanδ) ≤150% of the initial specified value Leakage current ≤The initial specified value

◆DIMENSIONS [mm]

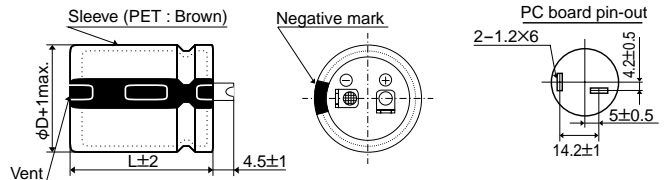
- Terminal Code : VS (φ22 to φ35) : Standard



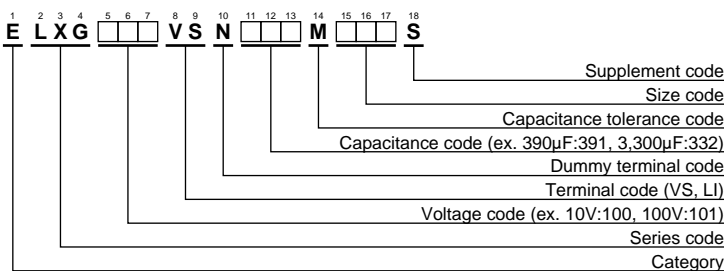
\*φD=35mm : 3.5±0.5mm

The standard design has no plastic disc.

- Terminal Code : LI (φ35)



◆PART NUMBERING SYSTEM



Please refer to "Product code guide (snap-in type)"

◆RATED RIPPLE CURRENT MULTIPLIERS

- Frequency Multipliers

Frequency (Hz)	50	120	300	1k	10k	50k
10 to 50V <sub>dc</sub>	0.95	1.00	1.03	1.05	1.08	1.08
63 to 100V <sub>dc</sub>	0.92	1.00	1.07	1.13	1.19	1.20

The endurance of capacitors is reduced with internal heating produced by ripple current at the rate of halving the lifetime with every 5°C rise. When long life performance is required in actual use, the rms ripple current has to be reduced.



### ◆STANDARD RATINGS

WV (Vdc)	Cap (μF)	Case size φD×L(mm)	tanδ	Rated ripple current (Arms/105°C,120Hz)	Part No.	WV (Vdc)	Cap (μF)	Case size φD×L(mm)	tanδ	Rated ripple current (Arms/105°C,120Hz)	Part No.
10	6,800	22×25	0.60	1.30	ELXG100VSN682MP25S	35	5,600	25.4×35	0.25	1.98	ELXG350VSN562MQ35S
	10,000	22×30	0.60	1.65	ELXG100VSN103MP30S		5,600	30×30	0.25	1.98	ELXG350VSN562MR30S
	10,000	25.4×25	0.60	1.64	ELXG100VSN103MQ25S		5,600	35×25	0.25	2.03	ELXG350VSN562MA25S
	12,000	22×35	0.60	1.85	ELXG100VSN123MP35S		6,800	22×50	0.25	2.26	ELXG350VSN682MP50S
	12,000	25.4×30	0.60	1.85	ELXG100VSN123MQ30S		6,800	25.4×40	0.25	2.24	ELXG350VSN682MQ40S
	12,000	30×25	0.60	1.89	ELXG100VSN123MR25S		8,200	25.4×50	0.25	2.57	ELXG350VSN822MQ50S
	15,000	22×40	0.60	2.12	ELXG100VSN153MP40S		8,200	30×35	0.25	2.50	ELXG350VSN822MR35S
	15,000	25.4×35	0.60	2.16	ELXG100VSN153MQ35S		8,200	35×30	0.25	2.55	ELXG350VSN822MA30S
	18,000	22×50	0.60	2.45	ELXG100VSN183MP50S		10,000	30×40	0.25	2.86	ELXG350VSN103MR40S
	18,000	25.4×40	0.60	2.43	ELXG100VSN183MQ40S		10,000	35×35	0.25	2.88	ELXG350VSN103MA35S
	18,000	30×30	0.60	2.37	ELXG100VSN183MR30S		12,000	30×50	0.25	3.32	ELXG350VSN123MR50S
	18,000	35×25	0.60	2.42	ELXG100VSN183MA25S		12,000	35×40	0.25	3.30	ELXG350VSN123MA40S
	22,000	30×35	0.60	2.73	ELXG100VSN223MR35S		18,000	35×50	0.25	4.29	ELXG350VSN183MA50S
	22,000	35×30	0.60	2.79	ELXG100VSN223MA30S		1,500	22×25	0.20	1.02	ELXG500VSN222MP25S
	27,000	25.4×50	0.60	3.11	ELXG100VSN273MQ50S		1,800	22×30	0.20	1.17	ELXG500VSN182MP30S
	27,000	30×40	0.60	3.13	ELXG100VSN273MR40S		1,800	25.4×25	0.20	1.17	ELXG500VSN182MQ25S
	33,000	35×35	0.60	3.49	ELXG100VSN333MA35S		2,200	22×35	0.20	1.33	ELXG500VSN222MP35S
	39,000	30×50	0.60	3.99	ELXG100VSN393MR50S		2,700	22×40	0.20	1.51	ELXG500VSN272MP40S
	39,000	35×40	0.60	3.96	ELXG100VSN393MA40S		2,700	25.4×30	0.20	1.47	ELXG500VSN272MQ30S
	47,000	35×50	0.60	4.62	ELXG100VSN473MA50S		2,700	30×25	0.20	1.50	ELXG500VSN272MR25S
16	5,600	22×25	0.45	1.44	ELXG160VSN562MP25S	3,300	25.4×35	0.20	1.70	ELXG500VSN332MQ35S	
	6,800	22×30	0.45	1.66	ELXG160VSN682MP30S	3,300	30×30	0.20	1.70	ELXG500VSN332MR30S	
	6,800	25.4×25	0.45	1.66	ELXG160VSN682MQ25S	3,300	35×25	0.20	1.74	ELXG500VSN332MA25S	
	8,200	22×35	0.45	1.87	ELXG160VSN822MP35S	3,900	22×50	0.20	1.91	ELXG500VSN392MP50S	
	10,000	22×40	0.45	2.12	ELXG160VSN103MP40S	3,900	25.4×40	0.20	1.89	ELXG500VSN392MQ40S	
	10,000	25.4×30	0.45	2.07	ELXG160VSN103MQ30S	4,700	30×35	0.20	2.11	ELXG500VSN472MR35S	
	10,000	30×25	0.45	2.11	ELXG160VSN103MR25S	4,700	35×30	0.20	2.16	ELXG500VSN472MA30S	
	12,000	25.4×35	0.45	2.37	ELXG160VSN123MQ35S	5,600	25.4×50	0.20	2.38	ELXG500VSN562MQ50S	
	12,000	30×30	0.45	2.37	ELXG160VSN123MR30S	5,600	30×40	0.20	2.39	ELXG500VSN562MR40S	
	12,000	35×25	0.45	2.42	ELXG160VSN123MA25S	5,600	35×35	0.20	2.41	ELXG500VSN562MA35S	
	15,000	22×50	0.45	2.74	ELXG160VSN153MP50S	6,800	30×50	0.20	2.79	ELXG500VSN682MR50S	
	15,000	25.4×40	0.45	2.71	ELXG160VSN153MQ40S	6,800	35×40	0.20	2.78	ELXG500VSN682MA40S	
	18,000	25.4×50	0.45	3.11	ELXG160VSN183MQ50S	10,000	35×50	0.20	3.57	ELXG500VSN103MA50S	
	18,000	30×35	0.45	3.02	ELXG160VSN183MR35S	1,000	22×25	0.15	1.00	ELXG630VSN102MP25S	
	18,000	35×30	0.45	3.09	ELXG160VSN183MA30S	1,200	22×30	0.15	1.15	ELXG630VSN122MP30S	
	22,000	30×40	0.45	3.46	ELXG160VSN223MR40S	1,200	25.4×25	0.15	1.15	ELXG630VSN122MQ25S	
	22,000	35×35	0.45	3.49	ELXG160VSN223MA35S	1,500	22×35	0.15	1.32	ELXG630VSN152MP35S	
	27,000	30×50	0.45	4.07	ELXG160VSN273MR50S	1,800	22×40	0.15	1.49	ELXG630VSN182MP40S	
	27,000	35×40	0.45	4.04	ELXG160VSN273MA40S	1,800	25.4×30	0.15	1.45	ELXG630VSN182MQ30S	
	39,000	35×50	0.45	5.16	ELXG160VSN393MA50S	1,800	30×25	0.15	1.48	ELXG630VSN182MR25S	
25	3,900	22×25	0.30	1.31	ELXG250VSN392MP25S	2,200	25.4×35	0.15	1.67	ELXG630VSN222MQ35S	
	4,700	22×30	0.30	1.51	ELXG250VSN472MP30S	2,200	30×30	0.15	1.68	ELXG630VSN222MR30S	
	4,700	25.4×25	0.30	1.51	ELXG250VSN472MQ25S	2,200	35×25	0.15	1.71	ELXG630VSN222MA25S	
	5,600	22×35	0.30	1.70	ELXG250VSN562MP35S	2,700	22×50	0.15	1.92	ELXG630VSN272MP50S	
	6,800	22×40	0.30	1.92	ELXG250VSN682MP40S	2,700	25.4×40	0.15	1.90	ELXG630VSN272MQ40S	
	6,800	25.4×30	0.30	1.87	ELXG250VSN682MQ30S	2,700	30×35	0.15	1.93	ELXG630VSN272MR35S	
	6,800	30×25	0.30	1.90	ELXG250VSN682MR25S	3,300	25.4×50	0.15	2.20	ELXG630VSN332MQ50S	
	8,200	25.4×35	0.30	2.14	ELXG250VSN822MQ35S	3,300	35×30	0.15	2.18	ELXG630VSN332MA30S	
	8,200	30×30	0.30	2.15	ELXG250VSN822MR30S	3,900	30×40	0.15	2.41	ELXG630VSN392MR40S	
	8,200	35×25	0.30	2.19	ELXG250VSN822MA25S	3,900	35×35	0.15	2.43	ELXG630VSN392MA35S	
	10,000	22×50	0.30	2.45	ELXG250VSN103MP50S	4,700	30×50	0.15	2.80	ELXG630VSN472MR50S	
	10,000	25.4×40	0.30	2.43	ELXG250VSN103MQ40S	4,700	35×40	0.15	2.78	ELXG630VSN472MA40S	
	12,000	25.4×50	0.30	2.78	ELXG250VSN123MQ50S	6,800	35×50	0.15	3.55	ELXG630VSN682MA50S	
	12,000	30×35	0.30	2.70	ELXG250VSN123MR35S	680	22×25	0.15	0.97	ELXG800VSN681MP25S	
	12,000	35×30	0.30	2.76	ELXG250VSN123MA30S	820	22×30	0.15	1.12	ELXG800VSN821MP30S	
	15,000	30×40	0.30	3.13	ELXG250VSN153MR40S	1,000	22×35	0.15	1.27	ELXG800VSN102MP35S	
	15,000	35×35	0.30	3.16	ELXG250VSN153MA35S	1,000	25.4×25	0.15	1.23	ELXG800VSN102MQ25S	
	18,000	30×50	0.30	3.64	ELXG250VSN183MR50S	1,200	22×40	0.15	1.42	ELXG800VSN122MP40S	
	18,000	35×40	0.30	3.61	ELXG250VSN183MA40S	1,200	25.4×30	0.15	1.39	ELXG800VSN122MQ30S	
	27,000	35×50	0.30	4.70	ELXG250VSN273MA50S	1,200	30×25	0.15	1.41	ELXG800VSN122MR25S	
35	2,200	22×25	0.25	1.10	ELXG350VSN222MP25S	80	1,500	25.4×35	0.15	1.62	ELXG800VSN152MQ35S
	3,300	22×30	0.25	1.42	ELXG350VSN332MP30S		1,800	22×50	0.15	1.84	ELXG800VSN182MP50S
	3,300	25.4×25	0.25	1.41	ELXG350VSN332MQ25S		1,800	25.4×40	0.15	1.82	ELXG800VSN182MQ40S
	3,900	22×35	0.25	1.58	ELXG350VSN392MP35S		1,800	30×30	0.15	1.78	ELXG800VSN182MR30S
	3,900	25.4×30	0.25	1.58	ELXG350VSN392MQ30S		1,800	35×25	0.15	1.82	ELXG800VSN182MA25S
	4,700	22×40	0.25	1.78	ELXG350VSN472MP40S		2,200	25.4×50	0.15	2.11	ELXG800VSN222MQ50S
	4,700	30×25	0.25	1.77	ELXG350VSN472MR25S		2,200	30×35	0.15	2.05	ELXG800VSN222MR35S

◆STANDARD RATINGS

WV (Vdc)	Cap (μF)	Case size φD×L(mm)	tanδ	Rated ripple current (Arms/105°C,120Hz)	Part No.	WV (Vdc)	Cap (μF)	Case size φD×L(mm)	tanδ	Rated ripple current (Arms/105°C,120Hz)	Part No.
80	2,200	35×30	0.15	2.09	ELXG800VSN222MA30S	100	1,000	25.4×35	0.15	1.41	ELXG101VSN102MQ35S
	2,700	30×40	0.15	2.35	ELXG800VSN272MR40S		1,000	30×30	0.15	1.42	ELXG101VSN102MR30S
	2,700	35×35	0.15	2.37	ELXG800VSN272MA35S		1,000	35×25	0.15	1.45	ELXG101VSN102MA25S
	3,300	30×50	0.15	2.75	ELXG800VSN332MR50S		1,200	22×50	0.15	1.60	ELXG101VSN122MP50S
	3,300	35×40	0.15	2.73	ELXG800VSN332MA40S		1,200	25.4×40	0.15	1.59	ELXG101VSN122MQ40S
	4,700	35×50	0.15	3.46	ELXG800VSN472MA50S		1,200	30×35	0.15	1.61	ELXG101VSN122MR35S
100	390	22×25	0.15	0.78	ELXG101VSN391MP25S		1,500	25.4×50	0.15	1.86	ELXG101VSN152MQ50S
	560	22×30	0.15	0.99	ELXG101VSN561MP30S		1,500	30×40	0.15	1.87	ELXG101VSN152MR40S
	560	25.4×25	0.15	0.98	ELXG101VSN561MQ25S		1,500	35×30	0.15	1.85	ELXG101VSN152MA30S
	680	22×35	0.15	1.12	ELXG101VSN681MP35S		1,800	35×35	0.15	2.07	ELXG101VSN182MA35S
	820	22×40	0.15	1.26	ELXG101VSN821MP40S		2,200	30×50	0.15	2.40	ELXG101VSN222MR50S
	820	25.4×30	0.15	1.23	ELXG101VSN821MQ30S		2,200	35×40	0.15	2.39	ELXG101VSN222MA40S
	820	30×25	0.15	1.25	ELXG101VSN821MR25S		2,700	35×50	0.15	2.81	ELXG101VSN272MA50S

◆MAXIMUM IMPEDANCE [mΩ/20°C, 30kHz]

Case size φD×L (mm)	V <sub>dc</sub>		
	10 to 63	80	100
22×25	120	150	
22×30	100	120	
22×35	80	95	
22×40	70	80	
22×50	50	60	
25.4×25	90	110	
25.4×30	70	85	
25.4×35	60	70	
25.4×40	50	60	
25.4×50	40	45	
30×25	70	80	
30×30	50	60	
30×35	40	50	
30×40	35	40	
30×50	25	30	
35×25	65	70	
35×30	45	50	
35×35	38	40	
35×40	30	30	
35×50	23	25	